



Master Power
® Industrial Power Tools



Model Number	Page	Model Number	Page	Model Number	Page	Model Number	Page
14502	41	710012	15	70422000	9,10	MP2465	25
22034	13,24,25,26,27,28,29,30	710013	15	70422100	9,10	MP2466	25
51653	40	710014	15	70444800	9	MP2474	26
51654	40	710015	15	70488400	41	MP2476	26
51656	40	710016	15	70493600	10	MP2477	26
51657	40	710017	15	70494300	10	MP2478	26
51700	38	710018	15	70497000	28,29	MP4000F-6	12
51710	38	710025	15	70497600	41	MP4200	33
51712	38	710026	15	70505200	10	MP4201	33
51713	38	710027	15	70610500	34	MP4400-03	9
51714	38	710028	15	70610600	34	MP4400-05	9
51737	38	710030	15	70617600	33	MP4400-06	9
51738	38	710031	15	70618800	33	MP4400-15	9
51741	38	710032	15	70619500	34	MP4400-23	9
51742	38	710033	15	70619600	35	MP4400-25	9
51743	38	710034	15	70619700	35	MP4400-35	9
51744	38	710040	14,15	80046800	41	MP4403-05	9
51745	38	710041	15	80074300	37	MP4403-06	9
51746	38	710043	15	80098300	14	MP4403-15	9
51747	38	710044	15	80103100	40	MP4403-35HL	9
51749	38	710045	15	80110000	41	MP4424	34
60538	42	710051	15	80110100	41	MP4425	13
60539	42	718460	14	88004400	9	MP4430	34
63593	13,24,25,26,27,30	718461	14	88007045	28,29	MP4458	34
63596	42	718462	14	90013500	41	MP4470-09	10
479401	42	718479	38	100704300	9,10	MP4542	35
513156	42	718480	38	70620200PT	33	MP4552	35
540395	42	718481	38	70620400PT	33	MP4553	35
543011	11	718482	38	MP1000F-1	12	MP5161	39
543012	11	770501	41	MP1000F-6	12	MP5164	39
543013	11	800992	15	MP1000F-7	12	MP5168	39
543014	11	5861600	39	MP1454-38	18	MP5173	37
543017	11	8620800	26	MP1457-51	18	MP5174	37
543018	11	8913300	37	MP1458-55	19	MP5187	37
543019	11	9111500	26	MP1463-51	19	MP5195	38
543020	11	9112301	41	MP2264	28	MP600-5	12
543021	11,13	9253500	39,40	MP2265	28	MP6151	13
543022	11	9253600	40	MP2266	28	MP8000	14
543023	11,13	9253900	39,40	MP2271	29	MP8001	14
543024	11	9254000	39,40	MP2276	29	MP8002	14
543025	11	9254200	40	MP2294	30	URM1041	12
543026	11	9254300	40	MP2295	30	URM1049-B	12
543041	11	9254500	39,40	MP2433	27	URM1050-3	12
543042	11	9254600	39,40	MP2436	27	URM1053	12
543944	41	70194901	41	MP2437	27	URM1108	12
613301	41	70420000	10	MP2452	24	URM2119	12
710006	15	70420100	10	MP2453	24	URM2131	12
710009	15	70420500	10	MP2454	24	URM2166-2	12
710011	15	70421900	9,10	MP2464	25	URM700	12

Model Number Index	IFC
Master Power Features	2-3
Tool Warranty & Operation	4-5
Finishing Tools	6-15
Features	6-7
Random Orbital & Orbital Sanders	8-11
Sanders/Polishers	12
Angle & Disc Sanders	13
Vacuums	14-15
Drills	16-19
Features	16-17
Pistol Grip	18-19
Fastening Tools	20-30
Features	20-23
Pistol Grip Screwdrivers – Direct Drive	24
Pistol Grip Screwdrivers – Positive Clutch	25
Pistol Grip & Inline Screwdrivers – Adjustable Clutch	26
Pistol Grip & Inline Screwdrivers – Versa Clutch	27
Impact Wrenches	28-30
Grinding Tools	32-35
Features	32
Pencil Grinders	33
Die Grinders	34
Wheel Grinders	35
Cutting & Percussion Tools	36-40
Scaling Hammers & Needle Scalars	37-38
Power Chisel	39
Accessories	40
Tool Accessories	41
Conversion Tables	42-43

Value. Performance. Delivery. Master Power Since 1939.



Since our founding in 1939, Master Power has been producing quality air tools for a complete range of industrial applications.

Today, that tradition of quality continues. As always, performance, innovative design, ergonomics, special alloys for critical parts, hand

assembly, meticulous quality control – continues to contribute to the Master Power reputation for superbly crafted, durable air tools. A real value leader.

Customer Service – The Real Value

With products of such superior quality, it's no great challenge to make a sale. The real challenge is providing the courteous treatment, prompt delivery and a full inventory of parts that customers expect. This task is accomplished at Master Power by one of the largest service networks in



the industry where "service after the sale" is not just an afterthought.

More than just fast local delivery!



- Your Master Power Distributor maintains a constantly replenished warehouse...a single, convenient source of supply that acts as your tool storehouse.

- Your shipping costs are lower because the shipping point is nearby.

- You deal with people who know your industry as well as their own.

- Distributor salesmen are trained in the proper use and application of power tools. They are qualified to help you select the right tool for the job.

- You get quick service, catalog and price information,



tools and parts, warranty administration, technical help and so much more.

- You get a lot more than just quality power tools when you buy from your Master Power distributor.

 **Master Power**
® **Value. Performance. Delivery.**

Warranty

Master Power warrants products and parts sold by it, insofar as they are of its own manufacture, against defects of material and workmanship, under normal use and service in accordance with its written instructions, recommendations, and ratings for installation, operation, maintenance, and service of products, for a period of **ONE YEAR FROM THE DATE OF INITIAL USE, BUT IN NO EVENT SHALL THE WARRANTY EXCEED 24 MONTHS FROM DATE OF DELIVERY TO DISTRIBUTOR.**

Proof of Purchase with shipment date must be furnished by the user to validate the warranty. This warranty applies only to products manufactured by Master Power and specifically excludes products manufactured by others. Products not manufactured by Master Power are warranted only to the extent and in the manner warranted to Master Power by the manufacturer and

then only to the extent Master Power is able to enforce such warranty. Master Power's warranty with respect to products manufactured by it is limited to the repair or replacement, as Master Power may elect, of any defective part regarding which the Distributor has given 5 days written notice from the discovery of such defect. Installation and transportation costs are not included. Master Power shall have the option of requiring the return to it of the defective material, transportation prepaid, for inspection. No allowance will be made for repairs without Master Power's approval. **MASTER POWER MAKES NO OTHER WARRANTY OF ANY KIND WHATSOEVER, EXPRESSED OR IMPLIED, AND HEREBY DISCLAIMS ALL WARRANTIES OF MERCHANTABILITY AND FITNESS FOR A PARTICULAR PURPOSE.**

Lubrication Products

Master Power products are classified as non-hazardous manufactured items, defined in the OSHA 1910.1200 Hazard Communication Standard as "Articles". These products, under conditions of normal use, do not release or cause exposure to a hazardous chemical.

Under normal conditions of use, lubrication products sold separately for or used within these tools should not cause an exposure hazard. Refer to the Material Safety Data Sheet (M.S.D.S.) for Safety and Disposal Information. M.S.D.S. sheets are available upon request from Master Power or on our website at www.masterpowertools.com.

Master Power is also aware of, and complies with, the provisions of section 611 amendments to the Clean Air Act of 1990.

No ozone depleting chemicals have been used in the manufacture of our products.

If you resell or distribute these products, you have the responsibility for ensuring that the Material Safety Data Sheets are provided to the purchaser.

Proper lubrication is essential to the economical operation of pneumatic and electric tools. Master Power products perform better and their life is extended by using the recommended lubricants. All lubricants that are listed in the accessory section of this catalog have undergone extensive testing and are recommended for use with Master Power products.

Fastener Selection

The suggested fasteners listed in this catalog are determined by matching a tool's maximum rated load to Society of Automotive Engineers (SAE) Grade 5 and International Organization of Standardization (ISO) Grade 9.8 fasteners. The torque capabilities for SAE Grade 5 fasteners are from SAE Manual, SAE J429 (Mechanical and Material Requirement for Externally Threaded Fasteners). The torque capabilities for ISO Grade 9.8 fasteners are from ISO 898-1 (Mechanical Properties of Fasteners). All values selected are based on lubricated fasteners.

The suggested fasteners listed in this catalog are advisory

only, and Master Power recommends that you further consult other technical references before final tool selection. Reliance on the accuracy of this catalog data for any purpose by anyone is at the sole risk of that person. Master Power is not responsible for any loss, claim, or damage arising from improper tool selection.

The torque values listed under the headings "TORQUE" are tested on an ISO 5393 soft joint rate test fixture unless otherwise stated by a special note.



WARNING

The signal word "WARNING" indicates a potentially hazardous situation which, if not avoided, may result in minor or moderate injury; and, identifies safe work practices in this operating instruction. Observe these notes and proceed with special care in these cases. Pass all safety instructions on to other users. In addition to these instructions, the general local safety and accident prevention rules must be observed.



CAUTION

The signal word "CAUTION" identifies all situations meriting special attention to ensure that guidelines, rules, hints and the correct work procedures are observed; and, to prevent damage to and destruction of the machine and/or parts.

Operational Instructions

- These Master Power portable and mountable tools are air powered. **ALWAYS USE CAUTION WHEN USING POWER TOOLS FOR PERSONAL SAFETY.**
- **General Industry Safety & Health Regulations**, part 1910, OSHA 2206, available from Superintendent of Documents; Government Printing Office; Washington, DC 20402

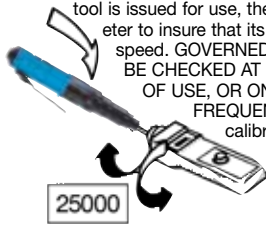
- **Safety Code for Portable Air Tools – ANSI B1861** available from American National Standards Institute, Inc.; 1430 Broadway; New York, NY 10018
- State and local regulations.
- Use only genuine Master Power replacements parts.





WARNING

Before mounting any abrasive wheel, buffing wheel, wire brush, saw blade, flap wheel or other product, after all tool repairs and whenever a tool is issued for use, the RPM shall be checked with a tachometer to insure that its actual speed does not exceed rated speed. GOVERNED TOOLS IN USE ON THE JOB SHALL BE CHECKED AT LEAST ONCE EVERY TWENTY HOURS OF USE, OR ONCE WEEKLY, WHICHEVER IS MORE FREQUENT. Tachometers must be checked and calibrated on a regular basis according to the manufacturer's recommendations.



WARNING



Tools shall be used for purposes intended in their design. Refer to product catalog.

Modification of the tool, or use of non specified accessories, may result in serious injury.



WARNING



Test and operate tools at 90 PSIG (620 kPa/6.2 bar) maximum sure (measured at the tool while the tool is running) unless tool is marked otherwise. Use recommended air line filters – regulators – lubricators.

Always remove the air supply hose before working on the tool or changing accessories



WARNING

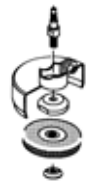


Immediately shut off the tool if unusual sound or vibration is detected. Remove and inspect the wheel and check the tool speed (RPM).

Use of over-speeding grinder or unbalanced wheels may result in serious injury.



WARNING



Each type of wheel, wire brush, saw blade, flap wheel and other product, has specific mounting procedures and regulations concerning spindles, flanges, blotters, collets, etc., which shall be used. Wheels must mount on tool's spindle freely but not loosely. Spindle nuts must be tightened so as not to crack the wheel with too much force. Nuts must have all thread engagement.



WARNING



Regularly inspect all wheels, etc., and discard cracked, chipped or otherwise damaged units. Redress out-of-balance wheels. SEE REGULATIONS.



WARNING

Select proper guards for the application and mount security and properly. Always mount guards so that abrasive debris, sparks, etc., are deflected away from the operator. Safety guards shall be in good condition. Any guard which has been subjected to a wheel failure shall be discarded and replaced.




WARNING



Speed rating of abrasive wheel, buffing wheel, wire brush, saw blade, flap wheel, or other products used, must equal or exceed speed rating of tool.

Exceeding the speed of accessories may cause failure of these products and serious operator injury. Wheels must clearly show the rated speed for its use, or must be discarded and not used.



WARNING



Wear impact resistant goggles or face shield at all times the tool is in operation. Other protective clothing shall be worn, if necessary, for spark protection deflection. SEE REGULATIONS.



WARNING



High sound levels can cause permanent hearing loss. use hearing protection as recommended by your employer or OSHA. See 29CFR Part 1910.



WARNING



Employ a safety program to provide inspection and maintenance of all phases of tool operation and air supply equipment in accordance with "Safety Code for Portable Air Tools," ANSI B186.1.

Make sure that all repairs are by trained personnel only and that these safety instructions are understood by the user.



WARNING



When mounting any grinding wheel, the tool shall be run at operating speed with the safety guard in place, in a protected area such as under a work bench, for at least one minute. A damaged wheel should fail within that time.

Any suspect wheel of unknown origin shall not be used and must be properly disposed.



The solution for finishing it right.

Master Power offers one of the most complete range of pneumatic equipment for rubbing, sanding and polishing in the world today. Master Power products are in demand by craftsmen and professionals in a wide variety of industries throughout the world. If you are working with wood, composites, solid surface, metal or stone, Master Power has a product that will provide a cost effective finish to your exacting standards.

Major Product Improvements

Significant improvements have been made across the complete range of Master Power products to assure you, our customer, of our continued commitment to enhance your productivity. Just a few of the improvements that will benefit you and make your work more pleasurable: Less Vibration . . . Quieter Running . . . More Power . . . Ease of Repair . . . Reduction in Parts Inventory.

When you want the best, ask for Master Power! Available from your Industrial Distributor.

MP4403-05
(with 3/32" chrome lever)



MP4470-09







MP4400-05



MP4425



MP1000F-6



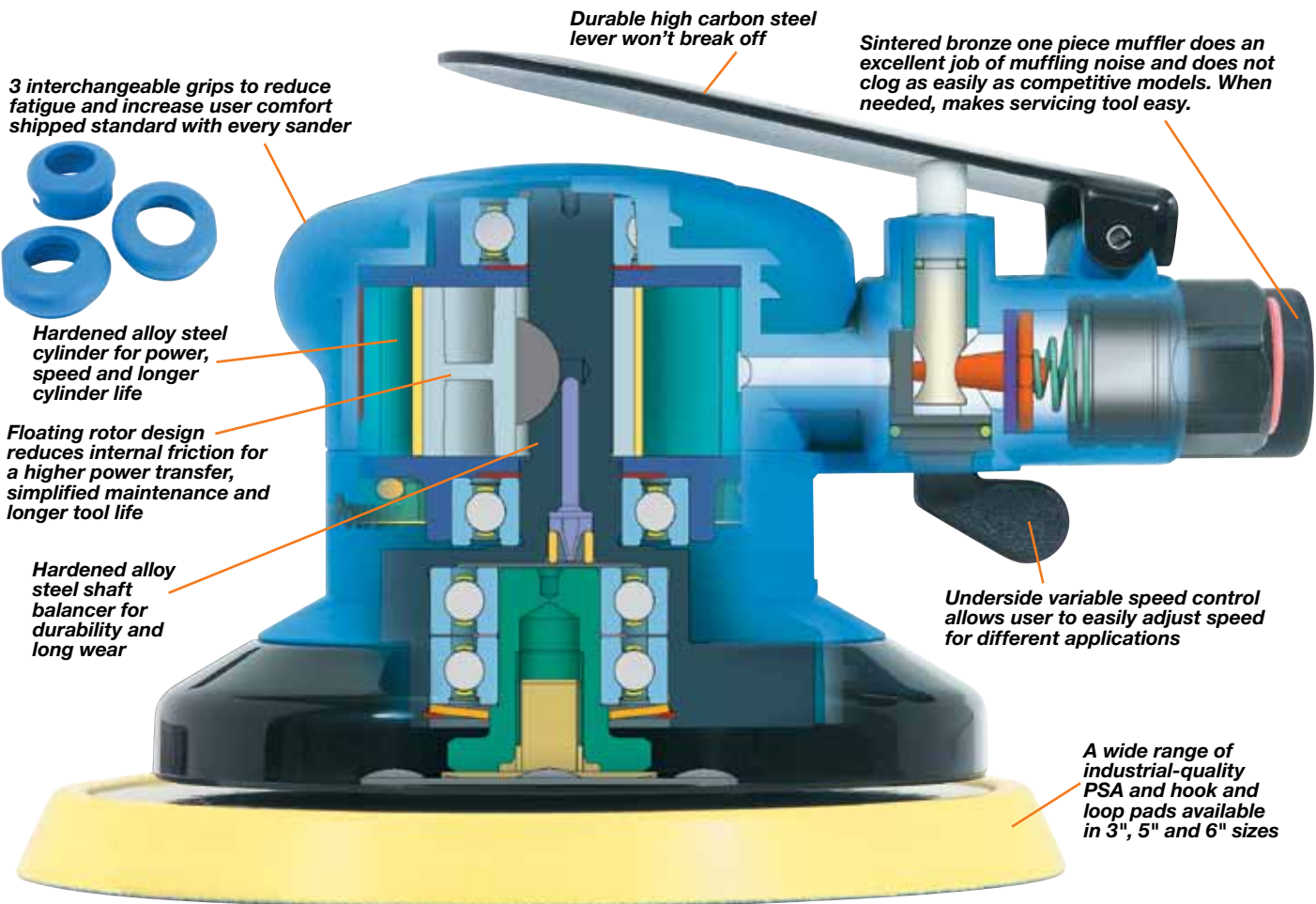
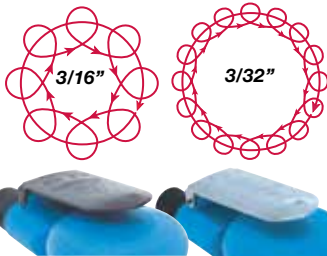
MP600-5





MP4400 Series Random Orbital Sanders

- New improved air shield shaft balancer for longer bearing life.
- The low profile gives the operator more sanding control and greater comfort.
- Consumes less air than comparable tools— ideal for small shops with smaller compressors, yet can run economically in large industrial plants.
- Light weight & low vibration are benefits attributed to the use of high-strength polymer materials. All the qualities of metal without the weight!
- 3/16" orbit pattern for fine finishing or 3/32" orbit pattern for superb finishing.
- Levers allow users to visually see difference between 3/16" & 3/32" tools.



MP4400 & MP4403 Series Random Orbital Sanders

Model Number		Backup/Sanding Pad Size	Free Speed	Weight		Height		Length	
3/16"	3/32"		RPM	lbs.	kg	in.	mm	in.	mm
12,000 RPM – Non Vacuum									
MP4400-03		3.5	12,000	1.56	0.71	3.33	84.58	5.11	129.79
MP4400-05†	MP4403-05†	5.0	12,000	1.62	0.73	3.33	84.58	5.48	139.19
MP4400-06†	MP4403-06	6.0	12,000	1.68	0.76	3.33	84.58	5.48	139.19
12,000 RPM – Central Vacuum with Shroud									
MP4400-35	MP4403-35HL	5.0	12,000	1.66	0.75	3.33	84.58	7.06	179.32
12,000 RPM – Central Vacuum with Skirt									
MP4400-15	MP4403-15	5.0	12,000	1.73	0.78	3.33	84.58	7.75	196.75
12,000 RPM – Self Generated Vacuum, Floor Bag, Hose & Skirt									
MP4400-23		3.5	12,000	1.60	0.73	3.33	84.58	7.99	202.95
MP4400-25		5.0	12,000	1.73	0.78	3.33	84.58	8.33	211.58

General

Air Inlet 1/4" NPT
Min. Hose Size: 1/4" NPT
Tool performance rated at 90 psi (620 kPa) air pressure.
All threads are 5/16"-24 sanding pad post
Maximum SCFM: 17

Standard Equipment:

Operating instructions & parts manual
3/8" low profile, medium density premium urethane back-up pad
Interchangeable grips (3): 70421900 – 2 1/2"
70422000 – 2 3/4"
70422100 – 3"

Optional Equipment:

Vac Hose 100704300
Spare Parts Kit 88004400
Rotor & Vane Kit 70444800
† Hook and Loop model available

MP4400-03

MP4400-05

MP4403-05 (with 3/32" chrome lever)

MP4400-06

MP4400-35




MP4470 Series Orbital Sanders

- Lightest weight full size orbital sander in the world.
- Consumes less air than comparable tools—ideal for small shops with smaller compressors, yet can run economically in large industrial plants.
- Light weight & low vibration are benefits attributed to the use of high-strength polymer materials. All the qualities of metal without the weight.
- Patent pending pad suspension system that produces unmatched performance.
- 3/16" orbit pattern for fine finishing.
- 3 interchangeable grips (shipped standard with each tool) means less fatigue and greater user comfort no matter what the hand size.



MP4470-09

MP4470 Series 3/16" Orbital Sanders

Model Number - 3/16" Clip	Abrasive Size	Free Speed	Weight		Height		Length		Width	
		OPM	lbs.	kg	in.	mm	in.	mm	in.	mm
10,000 OPM - .24 hp (179 W) – Non Vacuum										
MP4470-09	3 2/3" x 9"	10,000	2.28	1.03	3.94	100.01	6.88	174.63	3.53	89.69

General:

Air Inlet 1/4" NPT
Min. Hose Size: 3/8"
Tool performance rated at 90 psi (620 kPa) air pressure.
Maximum SCFM: 16.3

Standard Equipment:

Operating instructions & parts manual
3/8" low profile, medium density premium urethane back-up pad
Interchangeable grips (3): 70421900 – 2 1/2"
70422000 – 2 3/4"
70422100 – 3"

Optional Equipment:

Vac Hose 100704300
Spare Parts Kit 70494300
Rotor & Vane Kit 70493600

Service Repair Tools

Not supplied with tool.



Lock Ring and Spindle Puller
MP4400 & MP4403 Series **70420000**
MP4470 Series **70505200**



70420100
Service Clamp



70420500
End Plate
Bearing Tool



70505200†
Sander Motor Removal
† Quotation required.



Backup Pads For Random Orbital Sanders

Low Profile Backup Pads for Random Orbital Sanders

A thinner, harder pad generally recommended for aggressive sanding and leveling of flat surfaces.

Diameter	Thickness	PSA Pads		Hook & Loop Pads	
		Non-Vacuum	Vacuum	Non-Vacuum	Vacuum
3-1/2"	3/8"	543025	543025	543026	543026
5"	3/8"	543017	543018	543019	543020
6"	3/8"	543021	543022	543023	543024



Tapered Edge Backup Pads for Random Orbital Sanders

A thicker, softer pad generally recommended for contour sanding and feather edging.

Diameter	Thickness	PSA Pads
		Non-Vacuum
5"	3/4"	543041
6"	3/4"	543042




Backup Pads for Orbital Sanders

PSA adhesion to tool eliminates the need for any tools when changing pads. Pad remains flat throughout full orbit at any speed.

Diameter	Thickness	PSA Pads		Hook & Loop Pads	
		Non-Vacuum	Vacuum	Non-Vacuum	Vacuum
3-2/3"x7"	3/8"	543011	543013	543012	543014†

† Quotation required.



All Pads Are Not Created Equal

The backing pad is a very important interface between the tool and your work. A quality pad performs three main functions. First, it provides a flexible, yet flat surface to mount the abrasive to the tool. Second, a quality pad has a controlled weight and mass that balances with your tool and allows the tool to operate with minimum vibration. Third, a quality pad will be long lasting. The difference between quality pads and other pads can be seen in their components and construction.

Our quality pads have:

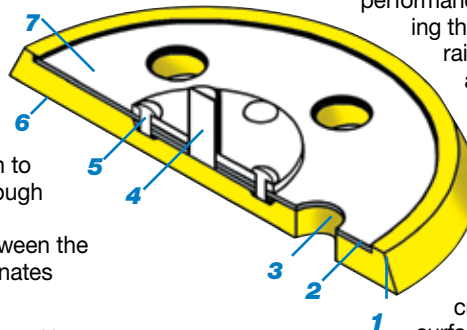
- 1 A specially designed, environmentally friendly, molded polyurethane foam**, that dampens vibration to prevent your tool from bouncing, yet is flexible and tough enough to withstand the rigorous operation of dual-action random orbit sanders. A permanent bond between the polyurethane and other components of the pad eliminates separation problems.
- 2 A rugged thermoset fiberglass epoxy backing**, that withstands the abuse of heat, flexing and impact, to keep the pad running flat and true for a long time. Aluminum backings bend from impact and lose their flatness, while heat and flexing cause molded plastic backings to warp, distorting the face of the pad. A pad that is not flat causes vibration which fatigues the user and prevents creating a professional finish.
- 3 Full 1/2" diameter vacuum holes** that match standard paper and allow maximum performance of your tools' vacuum system.

- 4 A durable welded and plated stud assembly on random orbital pads.** Welding assures a permanent alignment between the pad and the tool. Plating assures easy pad removal by preventing corrosion.

- 5 A stud assembly that is rigidly attached to the backing with four rivets on random orbital pads.** Stud assemblies that are molded in place can loosen and strip, causing poor performance and difficulties when removing the pad from the tool. A large, flat, raised steel washer with a four rivet attachment forms an ideal distributor of stress. This assures perfect alignment with all tools, and allows the pad to remain in service for a long time.

- 6 An embossed vinyl facing or hook facing** that is intimately molded with the polyurethane to create a permanent durable and flat surface. Embossed vinyl facings offer maximum adhesion with PSA style paper while operating the tool, yet allow quick and easy replacement. Quality hook facings also offer secure adhesion yet quick and easy removal.

- 7 Strict tolerance on weight, balance, roundness, and flatness.** A pad that is not the correct weight, out of round, out of balance, or uneven causes vibrations which fatigue the user and prevents creating a professional finish. Strict tolerances assure you that each pad performs consistently for a long time.



MP600 Series Sanders/Polishers

- 1200 SPM
- Rugged, powerful machine for rubbing, sanding and polishing large flat surfaces
- Pads driven by horizontally opposed pistons: Minimized operator fatigue
- More power: To handle all top coat rubbing, finishing operations faster and easier
- Precision machined slide assembly: Smoother more consistent finish
- Opposed straight line
- Wet or dry applications



MP600-5




MP1000 & MP4000 Series Sanders/Polishers

- Opposed straight line
- Wet or dry rubbing, sanding or polishing
- Double padding provides fast, superb finishes
- Pads powered by horizontally opposed inline pistons
- Large abrasive area: 70 square inches
- Compact and smooth running
- Beautifully finished with precision machined slide assembly



MP1000F-6



MP4000F-6

Model Number	Pad Type	Stroke (ins.)	Speed	Paper Capacity	Weight	
			SPM	Sheets	lbs.	kg

MP600 Series:

1/3 Sheet Capacity

MP600-5	Soft Tubular Rubber	1-1/2"	1200	4-8	30	13.61
---------	---------------------	--------	------	-----	----	-------

MP1000 & MP 4000 Series:

Tool without Shoes

MP1000F-1	None	7/16"	3700	4-8	7.5	3.40
-----------	------	-------	------	-----	-----	------

1/4 Sheet Capacity

MP1000F-7	Soft Mattress	7/16"	3700	4-8	7.5	3.40
-----------	---------------	-------	------	-----	-----	------

1/3 Sheet Capacity

MP1000F-6	Soft Tubular Rubber	7/16"	3700	4-8	7.5	3.40
MP4000F-6	Soft Tubular Rubber	3/4"	3100	4-8	9.0	4.08

General:

Air Inlet 1/8" NPT
Use 1/4" (6.4 mm) I.D. hose.
All tools performance rated @ 75psi (517 kPa) air pressure.

Equipment: Shoes & Pads

1/4 Sheet
Shoe Assembly: URM1041
(complete with sandpaper clamps)
Pad Assembly: URM1053 1/2" Felt
Pad Assembly: URM1108 3/4" Felt
Pad Assembly: URM1049-B Soft Mattress
Pad Assembly: URM1050-3 Soft Tubular Rubber

1/3 Sheet

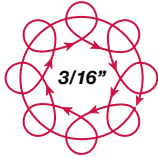
Shoe Assembly: URM700 (complete with sandpaper clamps)
Pad Assembly: URM2119 3/8" Felt 3-2/3"x9"
Pad Assembly: URM2131 1/2" Felt 3-2/3"x9-3/4"
Pad Assembly: URM2166-2 Soft Tubular Rubber 3-2/3"x9"





Random Orbital Sander

- 9,500 OPM
- Precise feathering throttle produces a better finish
- Built in air regulator for maximum operator control
- Lightweight yet durable composite handle
- Removable handle for right or left hand operation



MP4425



Heavy Duty High Speed Disc Sander

- Ideal for feather edging, light sanding and rust removal
- Designed to sand contours and hard to reach areas
- Variable speed regulator for on-the-job adjustment
- Ergonomic grip for operator comfort
- Lower dBA and lighter than competitive models
- 7/16"-20 spindle thread



MP6151

Model Number	Free Soeed	Disc Capacity	Length		Weight		Hose Size		Air Consumption	Air Inlet
	OPM		in.	mm	lbs.	kg	in.	mm	CFM	NPT
Orbital/Random Orbital										
MP4425	9,500	6"	8	203	2.9	1.3	1/4	6.4	20	1/4"
Disk										
MP6151	14,000	5"	6 5/16	160	2.1	.95	3/8	10	22	1/4"

General:

Air Inlet 1/4" NPT
 Use 3/8" (9.52 mm) I.D. hose MP4425
 Use 1/4" (6.4 mm) I.D. hose MP6151
 All tools performance rated @ 90psi (620 kPa) air pressure.

Standard Equipment:

Owners Manual
 Parts Sheet
 MP4425: 543021 6" PSA pad

Optional Accessories:

6" H&L pad for model MP4425 - No. 543023
 60538 Master Guard oil (4 oz.)
 60539 Master Guard oil (1 qt.)
 63593 8' Hose whip
 22034 Hose line oiler





MP8000, MP8001 & MP8002 Series Air Vacuums

- Moves water fast. Powerful motor delivers 116" water lift, 110 SCFM flow, and 60 gpm water pick-up capacity
- Low noise
- Lasts longer with little maintenance. No moving parts



- Increased power and efficiency from venturi system
- Overflow valve standard with all units
- Fine material filtering, down to 5 micron.
- Safe because it uses no electricity. Pick-up wet or dry and in other hazardous conditions*
- Cast aluminum epoxy coated heads for maximum corrosion resistance
- Recommended air supply hose size 1/2" I.D.



***CAUTION:** VACUUM MUST BE GROUNDED AND CONDUCTIVE HOSE USED TO CONTROL STATIC ELECTRICITY.

Model Number	Description	Pick-up Hose	Water Lift	Flow SCFM	Weight lbs.	C.F.M @ 90 PSIG	Air Inlet	Standard Equipment
MP8000	6 Gallon Wet/Dry Air Vac	1 1/2"	116"	110	19.3	36	3/8"	10' x 1 1/2" Vinyl hose #710040 Two Stage filter cartridge #718460
MP8001	20 Gallon Wet/Dry Air Vac	1 1/2"	116"	110	39.5	36	3/8"	10' x 1 1/2" vinyl hose #710040 Two Stage filter cartridge #718461 Extra Heavy Duty 3 Wheel Dolly
MP8002	55 Gallon Wet/Dry Air Vac (Tank not included)	1 1/2"	116"	110	18.5	36	3/8"	10' x 1 1/2" vinyl hose #710040 Two Stage filter cartridge #718462

Note: Foam Muffler 80098300 used on all vacuums to reduce noise.





No. 710006 floor tool with brush, non metallic



No. 710009 floor tool, metal with brush



No. 710011 floor tool, metal



No. 710012 squeegee tool, plastic



No. 710013 12" floor tool



No. 710014 11" crevice, plastic



No. 710015 18" bulk pickup nozzle, aluminum



No. 710016 6" Nozzle



No. 710017 overhead pipe cleaning tool (for pipes over 6" dia.)



No. 710018 overhead pipe cleaning tool (for pipes 4-6" dia.)



No. 710025 non metallic bulk pickup nozzle



No. 710026 aluminum dust brush



No. 710027 aluminum crevice tool



No. 710028 dust brush, plastic



No. 710030 single bend aluminum extension



No. 710031 one piece wand, double bend



No. 710032 aluminum extension, 54"



No. 710033 one piece double bend aluminum extension



No. 710034 Floor wand 2 piece 54" metal



No. 710040 10' x 1 1/2" vinyl hose

No. 710041 15' x 1 1/2" vinyl hose

No. 710043 25' x 1 1/2" vinyl hose



No. 710044 conductive static hose with cuff 10' x 1 1/2"

No. 710045 conductive static hose with cuff 20' x 1 1/2"



No. 800992 coupling for 20' conductive hose



No. 710051 crevice tool



Master Power air drills. Built to perform...designed to last.

DRILLS



Productivity

High Power-to-Weight Ratio – Assures operator comfort in handling Master Power drills.

Gear Trains – Master Power gears are carefully engineered and precision cut to transmit power and high speed in a small space.

All Ball and Roller Bearing Construction – Precision ball and roller bearings are used at vital wear points for reduced friction, minimized wear, smooth, quiet operation and extended tool life.

Rugged Construction –

The science of ergonomics, the interface between man and machine, is employed throughout Master Power designs to achieve maximum control and ease of handling.



MP1463-51



MP1454-38



Adaptability

Throttle Options – Two-stage
Unitized Valve Throttle.

This 2-speed throttle allows the operator to locate and start the drill accurately at slow speed and prevent damage to the workpiece. Full speed is achieved with full pressure on the throttle. (Provided on most pistol grip models.)

Versatility – Master Power drills are easily converted to direct drive screwdrivers with slip chucks.

Handleability

Quiet operating – Another application of ergonomics to Master Power drills, is design which limits tool noise to within standards.

Two Exhaust Systems – Drill motors have either 360° rotatable or rear exhaust. Rear Exhaust models are designed to vent exhaust harmlessly and quietly away from the work area, while 360° rotatable side vented exhaust models allow the operator to deflect the exhaust to the most advantageous direction.

MP1457-51

Serviceability

Parts Interchangeability

– Many Master Power tools are constructed of standard unitized parts which allows for greater parts interchangeability and adaptability.



Pistol Grip Drills

Reversible & Non-Reversible



MP1454-38

- Nominal Motor Power
0.3 hp / 0.22 kW
- Non-Reversible
- Ergonomic design with comfort grip
- Small size ideal for tight access areas;
handle is almost 90° to the spindle
- Variable speed trigger
- Handle exhaust
- Only 1.5 lbs.
- 3/8"-24 spindle thread



MP1454-38

MP1457-51

- Nominal Motor Power
1 hp / 0.745 kW
- Non-Reversible
- Double row ball bearings on output spindle for excellent
alignment and true running bits
- Parts interchangeable with Master Power screwdrivers
- Steel front end for industrial applications
- 2 step throttle for easy starts
- Built-in no-clog mufflers for quiet operation
- Hardened and ground precision parts for extended service life
- 3/8"-24 spindle thread



MP1457-51

Model Number	Free Speed	Hp.	Chuck Capacity	Length		Weight		Spindle Offset		Air Consumption	Air Inlet
	RPM			in.	mm	lbs.	kg	in.	mm	CFM	
MP1454-38	3000	.30	1/4"	5.5	139.7	1.5	.68	–	–	12	1/4"
MP1457-51	2600	1.0	3/8"	7.5	191.0	1.9	.85	.84	20.6	25	1/4"

General:

Air Inlet: 1/4" NPT – Use 1/4" (6.4 mm) I.D. hose
All tools performance rated @ 90psi (620 kPa) air pressure

Standard Equipment:

Chuck and Key
Owners Manual
Parts Sheet





MP1463-51

- Nominal Motor Power
1 hp / 0.745 kW
- Reversible
- Ball bearings on output spindle for excellent alignment and true running bits
- Parts interchangeable with Master Power screwdrivers
- Steel front end for industrial applications
- 2 step throttle for easy starts
- Built-in no-clog mufflers for quiet operation
- Hardened and ground precision parts for extended service life
- 3/8"-24 spindle thread

MP1463-51



MP1458-55

- Nominal Motor Power
1.2 hp / 0.894 kW
- Non-reversible
- Ball bearings on output spindle for excellent alignment and true running bits
- Parts interchangeable with Master Power screwdrivers
- Steel front end for industrial applications
- 2 step throttle for easy starts
- Built-in no-clog mufflers for quiet operation
- Hardened and ground precision parts for extended service life
- 3/8"-24 spindle thread

MP1458-55



Model Number	Free Speed	Hp.	Chuck Capacity	Length		Weight		Spindle Offset		Air Inlet
	RPM			in.	mm	lbs.	kg	in.	mm	
MP1463-51	1800	1.0	3/8"	6.8	172.7	2.5	1.1	.84	20.6	1/4"
MP1458-55	1200	1.2	1/2"	9.0	228.6	2.1	.95	.84	20.6	1/4"

General:

Air Inlet: 1/4" NPT – Use 1/4" (6.4 mm) I.D. hose
All tools performance rated @ 90psi (620 kPa) air pressure

Standard Equipment:

Chuck and Key
Owners Manual
Parts Sheet





Master Power Fastening Tools... A Complete Line To Help Keep Production Schedules Tight.

Productivity

Powerful High Torque Output – Master Power fastening tools are designed to provide slightly more torque (with throttle wide open) than will be required for the largest fastener on which the tool will be used. Variations of torque can be controlled by the addition of a clutch, use of less air pressure, or using a different RPM tool.

Integral Quick Change Chuck – Many Master Power pneumatic screwdrivers are equipped with quick change bit adapters, or 'slip bit adapters', to allow quick change and positive retention of 1/4" hex bits, bit and finder combinations, insert bit holders, socket adapters and many other accessories.

Reversibility – Reverse action is standard on all Master Power screwdrivers and nutrunners. The reversibility feature enables the operator to remove rusted, cross-threaded or extra-tight fasteners to make assembly adjustments.

Durability

Rugged Construction/Ergonomics – The science of human engineering is integrity in the design of every Master Power Air Tool to provide maximum control and ease of handling for the operator. The weight and shape of a particular tool are determined by the selection of the proper motor for the tool's duty



MP2453

rating. Many housings are shaped to fit hand contours while providing a lightweight, yet rugged and "functional jacket." Other tools have rugged, functional handles which make the tools easily maneuverable and allow pressure to be applied in critical operations. Each housing is built to withstand abusive use and provide years of maintenance-free service.

Heavy-Duty Spiral Bevel Gears – Used in Master Power angle head tools are made of durable, extra-strong materials to provide smooth, efficient



MP2276





power transmission and long trouble-free service.

Planetary Gearing

– To provide maximum service life, Master Power's wide selection of planetary gearing is made from extra strong, specially heat treated materials. Gears are carefully engineered and precision cut to special

form. They achieve maximum strength, carry high speed and transmit power in a small space. The entire planetary system is amply supported on precision bearings and can be externally lubricated.

Handleability

Push-To-Start – A standard with torque control tools and available with most clutch models; a real time and air savings feature.

Tool speed and torque requirements

The function of torque in a fastening tool is to provide tension in a bolt or screw . . . proper torque is a means

of arriving at desired bolt or screw tension. On fastening tools, torque accuracy can be controlled by the kind of clutch used, or by motor RPM. With Master Power Air Tools, increased torque control can generally be obtained by (in order of increased control): a positive clutch, an adjustable clutch, a torque control clutch, and a precision clutch for the most control. Master Power Screwdrivers and Nutrunners are rated in terms of 'free speed' (the RPM of the drive spindle with no load at recommended air pressure and the throttle wide open). A calibrated torque wrench can be used to check torque on the job.

Proper tool speed should be selected so that stall torque is greater than, or at least equal to, the torque required for the largest screw or bolt and nut on which the tool will be used. While lower RPM tools provide higher torque, and their torque can be more closely controlled, they increase fastener run-down time. Therefore, if run-down time is an important cost factor, a com-



MP2264

FASTENING



Screwdrivers & Nutrunners

Requirements

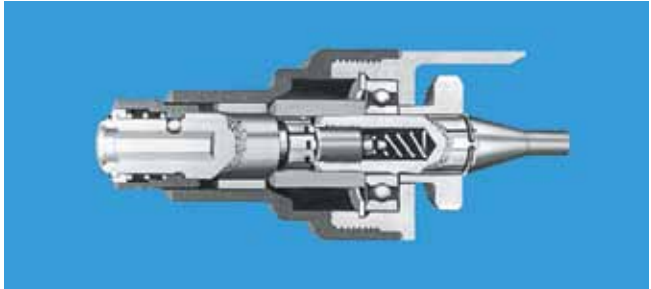


promise between accuracy and speed must be reached.

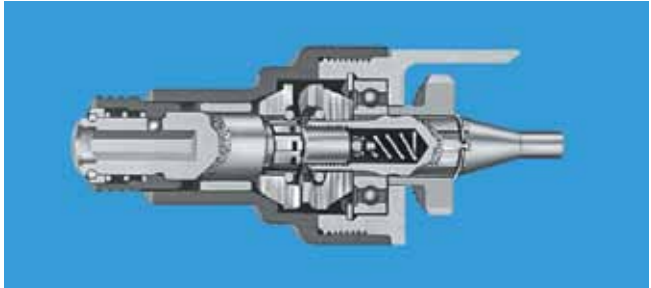
MP2465

Clutch Types


Master Power fastening tools are available with Direct Drive or a choice of clutches: positive, adjustable, or Versa™. With a broad selection of clutches and motors, the Master Power line of tools covers a wide range of torque at several speeds. Coupled with rugged construction and integral drivers, these tools are suitable for an indefinite number of applications.




Direct drive or "Stall Drive" rotates the fastener until resistance overcomes motor power and motor stalls. Torque is set by adjusting air pressure.



Positive Clutch is a good general purpose clutch for soft draw applications in wood and aluminum. Torque output is determined by the force applied by the operator.



Adjustable clutch offers torque range control independent of operator pressure. When pre-set torque is reached, the clutch slips. Torque output is determined by adjusting the spring force.

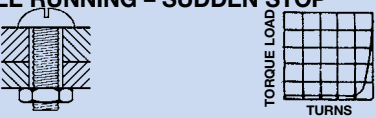







Versa Clutch allows the operator to externally adjust the engagement of the clutch plates providing a full range of torque (5-140 In. Lbs. – .56-15.8 Nm) "if ever there was an all-purpose screwdriver for all trades, this is it." When torque is reached, the operator can push and re-engage the clutch jaws to obtain more torque.



Size and Type of Screw, Nut, or Bolt – When ordering Master Power screwdrivers and nutrunners, you must first know the size and type of fasteners to be used. This determines the proper bit or socket for the job. When ordering a screwdriver, the type of screw head and diameter of the screw should always be specified.

Kind of Fastening Job – The kind of clutch best suited to a particular job depends upon the resistance characteristics on the screw or bolt. The six most common types of assembly jobs are described in the table below. The table evaluates the performance of the clutches available for each kind of job.

CLUTCH SELECTION GUIDE					
Typical Screwdriving Jobs		Excellent	Good	Fair	Poor
1. FREE RUNNING – SUDDEN STOP  Turns easily until screw head or nut seats against a solid stop. Resistance builds up rapidly.		Auto Shut Off	Versa Clutch Adjustable	Positive	Direct Drive
2. SOFT PULL-UP  Turns easily until screw head or nut seats, then resistance builds up gradually through one or more turns as resilient material is compressed.		Adjustable Auto Shut Off	Versa Clutch Positive	Direct Drive	
3. SELF TAPPING IN THICK MATERIAL  Increasingly heavy resistance through entire travel until screw head seats. Then either (A) gradual or (B) sudden final buildup of resistance.		Versa Clutch Positive	Adjustable Direct Drive		Auto Shut Off
4. SHEET METAL SCREWS  Resistance increases rapidly, eases slightly, then builds rapidly when screw head seats.		Versa Clutch	Adjustable	Positive Auto Shut Off	Direct Drive
5. LOCKNUTS  Starts with heavy resistance that lasts through entire travel until screw or nut seats. Then either (A) gradual or (B) sudden further buildup of resistance.		Versa Clutch	Adjustable Direct Drive	Positive	Auto Shut Off
6. WOOD SCREWS  Starts with small resistance that steadily increases through entire travel with additional resistance as screw head seats.		Positive Versa Clutch Direct Drive			Adjustable Auto Shut Off

Screwdrivers

Direct Drive



Direct Drive Screwdrivers

- Torque Range
Up to 120 In. Lbs
Up to 13 Nm
- Reversible
- 1/4" Hex Quick Change
- Balanced design offers easy handling and control to reduce operator fatigue
- High parts interchangeability
- Side to center 13/16" (20.64 mm)



MP2453



MP2454

FASTENING

Model Number	Free Speed	Torque Rating				Wood Screws (in oak)	Thread Cutting Screws	Machine Screws	Sheet Metal Screws	Length		Weight		Air Consumption
		Hard Slam		Soft Pull						in.	mm	lbs.	kg	CFM
	RPM	In.Lbs.	Nm	In.Lbs.	Nm									
MP2452	2800	65	7.2	30	3.3	#8	#8	#10	#10	5.7	145	2.2	.99	22
MP2453	1800	75	8.3	55	6.1	#12	1/4"	1/4"	1/4"	5.7	145	2.2	.99	22
MP2454	1100	120	13.6	85	9.4	#14	1/4"	5/16"	5/16"	7.0	178	2.9	1.3	22

General:

Air Inlet 1/4" NPT
Use 1/4" (6.4 mm) I.D. hose
All tools performance rated @ 90psi (620 kPa) air pressure.

Standard Equipment:

Owners Manual
Parts Sheet

Optional Accessories:

60538 Master Guard oil (4 oz.)
60539 Master Guard oil (1 qt.)
63593 8' Hose Whip 1/4" I.D.
22034 Hose Line Oil





Positive Clutch Screwdrivers

- Torque Range
Up to 140 In. Lbs
Up to 15 Nm
- Reversible
- 1/4" Hex Quick Change
- Balanced design offers easy handling and control to reduce operator fatigue
- High parts interchangeability
- Side to center 13/16" (20.64 mm)



FASTENING

Model Number	Free Speed RPM	Torque Rating				Wood Screws (in oak)	Thread Cutting Screws	Machine Screws	Sheet Metal Screws	Length		Weight		Air Consumption CFM
		Hard Slam In.Lbs.	Hard Slam Nm	Soft Pull In.Lbs.	Soft Pull Nm					in.	mm	lbs.	kg	
MP2464	2800	75	8.5	30	3.4	#8	—	#10	#10	6.8	172	2.5	1.1	22
MP2465	1800	100	11	45	5.1	#8	1/2"	3/4"	1/4"	6.8	172	2.5	1.1	22
MP2466	1100	140	15.9	85	9.6	#14	1/4"	5/16"	5/16"	8.1	205	3.1	1.4	22

General:

Air Inlet 1/4" NPT
Use 1/4" (6.4 mm) I.D. hose
All tools performance rated @ 90psi (620 kPa)
air pressure.

Standard Equipment:

Owners Manual
Parts Sheet

Optional Accessories:

60538 Master Guard oil (4 oz.)
60539 Master Guard oil (1 qt.)
63593 8' Hose Whip 1/4" I.D.
22034 Hose Line Oil



Screwdrivers

Adjustable Clutch



Adjustable Clutch Screwdrivers

- Torque Range
12 - 140 In. Lbs
1.4 - 15 Nm
- Reversible
- 1/4" Hex Quick Change
- Balanced design offers easy handling and control to reduce operator fatigue
- High parts interchangeability
- Side to center 13/16" (20.64 mm)



MP2477



MP2474

FASTENING

Model Number	Free Speed	Torque				Screw Size		Length		Weight		Air Consumption
		Hard Slam		Soft Pull								
	RPM	In.Lbs.	Nm	In.Lbs.	Nm	in.	mm	in.	mm	lbs.	kg	CFM
Pistol Grip												
MP2476	2800	20-75	2.3-8.5	12-30	1.4-3.4	#10	5	8.5	216	2.9	1.3	22
MP2477	1800	37-100	4.2-11	30-45	3.4-5.1	#10	6	7.8	197	2.6	1.2	22
MP2478	1100	20-140	2.3-15	17-85	1.9-9.6	1/4"	7	9.1	232	3.4	1.5	22
Inline												
MP2474	1800	37-100	4.2-11	30-45	3.4-5.1	#10	6	10.1	257	2.8	1.3	22

General:

Air Inlet 1/4" NPT
Use 1/4" (6.4 mm) I.D. hose
All tools performance rated @ 90psi (620 kPa) air pressure.

Standard Equipment:

Suspension bail (lever style only)
Clutch adjustment wrenches
Owners Manual
Parts Sheet
Standard Clutch Spring
9111500 MP2476
8620800 MP2478, MP2474

Optional Accessories:

60538 Master Guard oil (4 oz.)
60539 Master Guard oil (1 qt.)
63593 8' Hose Whip 1/4" I.D.
22034 Hose Line Oiler





Versa Clutch™ Screwdrivers

- Torque Range
5 - 140 In. Lbs
.6 - 15 Nm
- Reversible
- 1/4" Hex Quick Change
- Balanced design offers easy handling and control to reduce operator fatigue
- High parts interchangeability
- Side to center 13/16" (20.64 mm)



MP2436



MP2433

FASTENING

Model Number	Free Speed	Torque				Wood Screws (in oak)	Thread Cutting Screws	Machine Screws	Sheet Metal Screws	Length		Weight		Air Consumption
		Hard Slam		Soft Pull						in.	mm	lbs.	kg	CFM
	RPM	In.Lbs.	Nm	In.Lbs.	Nm									

Pistol Grip

MP2436	1800	17-100	1.9-11	5-45	.6-5.1	#12	1/4"	#10	1/4"	7.7	197	2.6	1.20	22
MP2437	1100	5-140	.6-15	5-85	.6-10	#14	1/4"	1/4"	5/16"	9.9	231	3.3	1.50	22

Inline

MP2433	1800	17-100	1.9-11	5-45	.6-5.1	#12	1/4"	#10	1/4"	10.2	257	2.9	1.32	22
--------	------	--------	--------	------	--------	-----	------	-----	------	------	-----	-----	------	----

General:

Air Inlet 1/4" NPT
Use 1/4" (6.4 mm) I.D. hose
All tools performance rated @ 90psi (620 kPa)
air pressure.

Standard Equipment:

Owners Manual
Parts Sheet
Suspension Bail

Optional Accessories:

60538 Master Guard oil (4 oz.)
60539 Master Guard oil (1 qt.)
63593 8' Hose Whip 1/4" I.D.
22034 Hose Line Oiler



Impact Nutrunners

Reversible



MP2260 Series

- High power to weight ratio
- Speed of a screwdriver, power of an impact
- Ideal for soft joint applications
- 4 built-in speed control regulator positions for varying torque output
- Smooth and efficient impact mechanism creates no torque reaction
- Compact clutch design
- 100% ball bearing design
- Reversible
- Detachable belt clip (MP2264, MP2265)



MP2264



MP2265



MP2266

FASTENING

Model Number	Drive	Torque Range		Free Speed	Blows Per Minute	Bolt Capacity		Weight		Air Consumption
	In.	Ft.Lbs.	Nm	RPM		in.	mm	lbs.	kg	CFM
Pistol										
MP2264	1/4 QC	10-100	13.5-135	10,000	1700	1/2"	10	2.2	1	20
MP2265	3/8 SQ*	10-100	13.5-135	10,000	1700	1/2"	10	2.2	1	20
Inline										
MP2266	1/4 QC	10-100	13.5-135	9,500	1700	1/2"	10	2.2	1	20

General:

Air Inlet 1/4" NPT
Use 1/4" (6.4 mm) I.D. hose
All tools performance rated @ 90psi (620 kPa)
air pressure.
*Pin retainer

Standard Equipment:

Owners Manual
Parts Sheet

Optional Accessories:

60538 Master Guard oil (4 oz.)
60539 Master Guard oil (1 qt.)
22034 Hose Line Oiler
70497000 Flow Regulator
88007045 Trigger Assembly Kit, MP2264, MP2265





MP2271

- Reversible
- Full power forward and reverse
- Unique butterfly throttle
- 4 built-in speed control regulator positions for varying torque output



MP2271



MP2276

MP2276

- Lightweight yet durable composite housing
- Ergonomic grip for improved operator comfort
- Built-in power regulator with four settings
- Reversible

Model Number	Drive	Torque Range		Free Speed	Blows Per Minute	Bolt Capacity		Weight		Air Consumption
	In.	Ft.Lbs.	Nm	RPM		in.	mm	lbs.	kg	CFM
Inline										
MP2271	3/8 SQ	40-50	54-68	10,500	900	3/8"	9.5	2.2	1.0	22
Pistol										
MP2276	3/8 SQ	70-90	95-122	7,500	1100	1/2"	12	3.1	1.4	35

General:

Air Inlet 1/4" NPT
Use 1/4" (6.4 mm) I.D. hose
All tools performance rated @ 90psi (620 kPa) air pressure.
*Pin retainer

Standard Equipment:

Owners Manual
Parts Sheet

Optional Accessories:

60538 Master Guard oil (4 oz.)
60539 Master Guard oil (1 qt.)
22034 Hose Line Oiler
70497000 Flow Regulator
88007045 Trigger Assembly Kit, MP2264, MP2265



Impact Wrenches

Reversible



MP2290 Series

- Twin hammer anvil for reduced vibration
- High power to weight ratio
- Built in power regulator with four settings
- 100% ball bearing motor design
- Full power forward and reverse
- Smooth and efficient impact mechanism
- Compact clutch design
- Reversible



MP2295



MP2294



FASTENING

Model Number	Drive	Torque Range		Free Speed	Blows Per Minute	Bolt Capacity		Weight		Air Consumption
	In.	Ft.Lbs.	Nm	RPM		in.	mm	lbs.	kg	CFM
MP2294	1/2 (ring ret.)	37-370	50-502	6,500	1400	3/4"	20	5.3	2.4	40
MP2295	1/2 (pin ret.)	37-370	50-502	6,500	1400	3/4"	20	5.3	2.4	40

General:

Air Inlet 1/4" NPT
Use 1/4" (6.4 mm) I.D. hose
All tools performance rated @ 90psi (620 kPa) air pressure.

Standard Equipment:

Owners Manual
Parts Sheet

Optional Accessories:

60538 Master Guard oil (4 oz.)
60539 Master Guard oil (1 qt.)
63593 8' Hose whip
22034 Hose line oiler



[illegible]



Master Power grinding tools... Efficiency plus durability for every finishing job.

Handleability

Lock-Off Lever Throttle – a feature designed for operator comfort and protection which requires the operator to make two deliberate movements before operating the tool.

Quiet Operation – designed to limit tool noise within acceptable industry standards.

Durability

All Ball and Roller Bearing Construction – Precision ball and roller bearings, used at vital wear points provide reduced friction, smooth, quiet operation, and extended tool life.

Rugged Construction – each tool housing is built to withstand abusive use and provide years of maintenance-free service.

Adaptability

Versatility – Master Power Air Abrasive Tools are available in a variety of styles, designs and configurations wide enough to handle virtually any application . . . from die grinders to right angle sanders to vertical grinders to belt sanders to buffers. Many of these tools can be converted from one use to another . . . from grinder to sander, etc. . . . with available accessories.



MP4200




MP4201



MP4424



MP4458



MP4542





MP4200 & MP4201

- Ideal for precision deburring, blending and smoothing applications
- Lightweight, ergonomically designed and vibration free
- Rear exhaust directs air away from work
- Standard with 5' air hose and 1' overhose
- Ideal for tight spots
- Slim comfortable design with ergonomic grip for operator comfort
- Double bearings for increased durability on MP4200 inline
- Includes both 1/8" and 3mm collets



Model Number	Hp	Free Speed	Abrasive Capacity		Length		Weight		Hose (I.D.)		CFM	Inlet	Collet Size
		RPM	Carbide Bur	Diamond Pin	in.	mm	lbs.	kg	in.	mm		(NPT)	
Inline													
MP4200	0.1	70,000	1/4"	1/4"	5.35	136	0.43	0.2	3/16	4.76	8	1/8"	1/8", 30mm
Angle													
MP4201	0.1	70,000	1/4"	1/4"	5.9	150	0.43	0.2	3/16	4.76	8	1/8"	1/8", 30mm

General: Air Inlet 1/4" NPT. Use 1/4" (6.4 mm) I.D. hose.
All tools performance rated @ 90psi (620 kPa) air pressure.

Optional:
MP4200 - 70617600 1/8" collet kit (5 pcs.), 70620200PT - 3mm collet kit (5 pcs.)
MP4201 - 70618800 1/8" collet kit (5 pcs.), 70620400PT - 3mm collet kit (5 pcs.)

WARNING: Face & eye protection must be worn while operating power tools, per ANSI B186.1. Cutting tool maximum speed rating must be equal or exceed speed of air tool @ 90 psi (620 kPa). Follow cutting tool manufacturer's mounting & operating instructions.



It is the user's responsibility to refer and comply with ANSI B7.1

Die Grinders

20,000 to 25,000 RPM



MP4424 & MP4430 Die Grinders

- Ideal for general purpose applications such as porting, light weld grinding, polishing, and breaking up sharp edges.
- Ergonomic grip for operator comfort
- Built-in power regulator
- 360° air inlet swivel
- Rear exhaust directs air away from work
- 1/4" capacity collet



MP4424



MP4430

MP4458

- Rugged all steel housing is ideal for rapid metal removal
- Trim ergonomic design enables excellent control
- Front exhaust
- 1/4" capacity collet – 200 Series



MP4458

1.18" DIA.

Model Number	Hp	Free Speed	Mounted Wheels	Carbide Bur	Length		Weight		Hose (I.D.)		CFM	Inlet	Collet Size
		RPM			in.	mm	lbs.	kg	in.	mm		NPT	
MP4424	.3	20,000	1"	1/2"	6 3/8	160	1.25	.55	3/8	10	18	1/4"	1/4"
MP4430	.3	23,000	1"	1/2"	6	153	.875	.41	3/8	10	17	1/4"	1/4"
MP4458	.5	25,000	1 1/2"	1"	6 1/16	154	1.3	.60	3/8	10	23	1/4"	1/4"

General: Air Inlet 1/4" NPT. Use 1/4" (6.4 mm) I.D. hose. All tools performance rated @ 90psi (620 kPa) air pressure.

Optional: MP4424 & MP4430: 70619500 3/16" collet; 70610500 1/4" collet; 70610600 6 mm collet; MP4424: 543944 – 16oz. angle head grease.





MP4450 Series Wheel Grinders

- Nominal Motor Power: .7 Hp / .5 kw
- 13,500 RPM
- Type 1 Cut-off and Type 27 Depressed Center Wheels
- Spiral beveled gears, cut and hardened, delivers maximum power
- Compact all steel housing assures outstanding durability
- Floating, self centering rotor for smooth operation
- Safety lock-off throttle
- Full feathering throttle



Model Number	Exhaust	Free Speed	Hp	Wheel Capacity	Spindle Length		Head Height		Length		Net Wt. w/Guard		Spindle Thread
		RPM			in.	mm	in.	mm	in.	mm	lbs.	kg	
Type 1 Cut-off Wheel													
MP4552	Rear	13,500	.7	4"	.65	17	2.3	58	10.8	274	3.2	1.4	3/8"-24
MP4553	Front	13,500	.7	4"	.65	17	2.3	58	10.8	274	3.2	1.4	3/8"-24
Type 27 Depressed Center Wheel													
MP4542	Rear	13,500	.7	4"	.65	17	2.3	58	10.8	274	3.8	1.7	3/8"-24

General:

Air Inlet 1/4" NPT
Use 1/4" (6.4 mm) I.D. hose
All tools performance rated @ 90psi (620 kPa) air pressure.

Standard Equipment:

Owners Manual
Parts Sheet
Wheel Wrench

Optional Equipment:

MP4472: 70619600 – 3/8" collet assembly
(nut, collet, collet body)
70619700 – 3/8" collet body; 70613100 – 1/4" collet

WARNING: Face & eye protection must be worn while operating power tools, per ANSI B186.1. Cutting tool maximum speed rating must be equal or exceed speed of air tool @ 90 psi (620 kPa). Follow cutting tool manufacturer's mounting & operating instructions.



It is the user's responsibility to refer and comply with ANSI B7.1





MP5173 & MP5174 Scaling Hammers

- 4600 Blows per minute
- Quick change retainer accepts 1/2" diameter round, notched and flattened chisel shanks
- Critical operating parts, piston and bit retainer are made of long wearing tool steel
- Quick change retainer provides greater versatility: permits 4-way chisel positioning
- Valve housing protected through built-in filtering screen of inlet bushing
- Round retainer nose



MP5187 Lightweight Needle Scaler

- 4200 Blows per minute
- Compact design for work in close quarters
- Almost half the weight of standard models with similar BPM
- Precision heat treated needles for maximum performance



Model Number	Throttle Handle	Blows Per Minute	Bore		Stroke		Side to Center		Length		Weight	
			in.	mm	in.	mm	in.	mm	in.	mm	lbs.	kg
MP5173	Lever	4600	1	25	1.1	29	.78	20	9.4	238	3.7	1.6
MP5174	Push	4600	1	25	1.1	29	.78	20	10.6	270	4.0	1.8

Needle Scaler

MP5187	Lever	4200	.79	20	.59	15	–	–	8.9	225	2.5	1.1
--------	-------	------	-----	----	-----	----	---	---	-----	-----	-----	-----

General:

Air Inlet 1/4" NPT
Use 1/4" (9.6 mm) I.D. hose
All tools performance rated @ 90psi (620 kPa) air pressure.

Standard Equipment:

MP5187: 12 needles, 1/8" (3mm) dia., 5" (125mm) long
Owners manual
Parts sheet

Optional Equipment:

MP5187: 8913300: 3mmx7" carbon steel flat tip needle kit (12)
80074300: 3mmx7" chisel tip needles
71010300: (12) 3mmX5" with 3mm needle holder
Refer to page 42 for information on chisels.



Scalers


Long Reach & Triple Piston



MP5195 Long Reach Scaler

MP5195

- 2200 Blows per minute
- For rugged scaling applications
- Long reach scaler design for quick and easy stripping of dirt, grease, paint, glue, resins, floor coverings and tiles
- Full Range of chisel blades



Model Number	Blows per Minute	Piston Diameter		Piston Stroke		Length		Weight	
		in.	mm	in.	mm	in.	mm	lbs.	kg
MP5195	2200	1.1	29	1.5	39	60.0	1524	11.5	5.2

General:

Air Inlet 1/4" NPT for MP5195 Model
Use 1/4" (9.6 mm) I.D. hose
All tools performance rated @ 90psi (620 kPa) air pressure.

Standard Equipment:

51741 4" 5/8 hex chisel
Owners manual
Parts list

Optional Accessories:

51741 4" chisel, 5/8 hex
51742 2" chisel, 5/8 hex

51743 8" scraper w/replaceable blade
51744 12" scraper w/replaceable blade
51745 2" alum. bronze non-spark pack
51746 8" replacement blade for 51743 8" scraper
51747 12" replacement blade for 51744 12" scraper
51749 4" non-spark chisel

Accessories

Model Number	Description
--------------	-------------

MP5173, MP5174

51710	Needle scaler attachment with 1 set of 19-3 mm round needles
-------	--

Needle scaler sets for 51710 attachment (above)

51700	1 set of 19-3 mm round needles
51712	5 sets of 19-3 mm x 7", flat tip needles
51713	5 sets of 19-3 mm x 7", chisel tip needles
51714	5 sets of 19-3 mm x 7 in., pointed tip needles

Non-sparking naval bronze needle scalers for MP5195

51737	5 sets of 19-3 mm x 7", flat tip
51738	5 sets of 28-3 mm x 7", flat tip

Model Number	Description	Length		Point Size
		in.	mm	

Non-Rotating Scaling Hammer Chisels for Models MP5173 & MP5174, 1/2" diameter shank

718479	Chisel Blank	7.5	190.5	5/8"
718480	Angle Chisel	7.5	190.5	1 3/8"
718481	Flat Chisel	7.5	190.5	1 3/8"
718482	Flat Chisel	8	203.2	3/4"





MP5160 Series

- 3,000 - 4,000 blows per minute
- Rated for continuous production use
- Precision feathering throttle for positive bit control
- 360° exhaust deflector. No blow back of chips, air, dust
- Patented interlock quick-change spring holds bits securely, permits easy, quick bit changes
- Replaceable steel nose bushing saves on cost of replacing complete barrel (MP5164 and MP5168)
- Side to center 13/32" (27.8mm)



MP5161



MP5164

MP5168 Kit



CUTTING & PERCUSSION

Model Number	Blows Per Minute	Bore		Stroke		Length		Weight	
		in.	mm	in.	mm	in.	mm	lbs.	kg
MP5161	4000	.75	19	1.9	49	7.0	178	3.4	1.5
MP5164	3000	.75	19	2.7	68	8.1	206	4.0	1.8
MP5168	3000	.75	19	2.7	68	8.1	206	9.0	4.1

General:

Air Inlet 1/4" NPT
Use 1/4" (6.4 mm) I.D. hose
All tools performance rated @ 90psi (620 kPa) air pressure.

Standard Equipment:

Models MP5161 & MP5164
5861600 Quick change spring
Owners manual
Parts sheet

Model MP5168 Chisel Kit:

MP5164 Power Chisel
5861600 Quick change spring
9253900 Undercoat scraper
9253500 Sheet metal cutter
9254000 Tapered punch
9254500 9" Flat Chisel
9254600 Chisel blank
Owners manual
Parts sheet



Power Chisel

Accessories

Model Number	Description	Length		Point Size	
		in.	mm	in.	mm

Rotating Chisel Bits for MP5161, MP5164 & MP5163

Standard .401" (70.79mm) diameter shank

9253500	Sheet Metal Cutter	6.0	152	3/4	19
9253600	Panel Cutter	6.0	152	5/8	16
9253900	Undercoat Scraper	7.5	191	1 5/32	29
9254000	Tapered Punch	6.0	152	1/8 Dia.	3.2
9254200	Spot Weld Breaker	7.0	178	1 5/16	33
9254300	Nut & Bolt Cutter	4.5	114	3/4	19
9254500	Nut & Bolt Cutter	9.0	203	3/4	19
9254600	Chisel Blank	6.0	152	1/2	13
80103100	2" Non Spark	7.5	190.5	2	50.8

(Non-Rotating) Bits for MP5161, MP5164 & MP5168

Standard .401" (70.79mm) diameter shank

51653†	Panel Cutter	6.0	152	3/4	19
51654†	Ripper	6.5	165	5/8	16
51656†	Panel Cutter	7.0	178	15/16	24
51657†	Taper Punch	7.0	178	1/8 Dia.	3.2

† Quotation required.



9253500, (51656)



9253600, (51654)



9253900



9254000, (51657)



9254200



9254300



9254500



9254600



80103100



(51653)





Jacobs® Chucks

Model Number			Thread Size	Capacity	Description
Chuck Only	Key Only	Chuck & Key			
–	770501	90013500	3/8"-24	1/4"	1 BA
9112301	770501	–	3/8"-24	1/4" Heavy Duty	7 BA
70194901	613301	14502	3/8"-24	3/8"	41 BA
80046800	479401	–	3/8"-24	1/2"	33 BA
80110000	80110100	–	3/8"-24	1/2"	Multi-Craft®

Air Hoses

Part Number	Description	ID
63596	1/4"x1/4"x8' Braided Hose, non swivel	1/4"
70488400	1/4"x1/4"x8' Braided Hose, swivel ends	1/4"



63594



63596

Grease



513156
16 oz. can

543944
16 oz. can for MP4424



540395
2 oz. tube



70497600
Grease dispenser
(order grease separately)

Master Guard Air Oil



60538 4 oz.



60539 1 quart



Conversion Tables

Millimeter – Decimal – Fraction

mm	Dec.	in.	mm	Dec.	in.	mm	Dec.	in.	mm	Dec.	in.	mm	Dec.	in.
0.100	.0039		5.159	.2031	13/64	10.200	.4016		15.300	.6024		20.300	.7992	
0.200	.0079		5.200	.2047		10.300	.4055		15.400	.6063		20.400	.8031	
0.300	.0118		5.300	.2087		10.319	.4063	13/32	15.478	.6094	39/64	20.500	.8071	
0.397	.0156	1/64	5.400	.2126		10.400	.4094		15.500	.6102		20.600	.8110	
0.400	.0157		5.500	.2165		10.500	.4134		15.600	.6142		20.638	.8125	13/16
0.500	.0197		5.556	.2188	7/32	10.600	.4173		15.700	.6181		20.700	.8150	
0.600	.0236		5.600	.2205		10.700	.4219		15.800	.6220		20.800	.8189	
0.700	.0276		5.700	.2244		10.716	.4219	27/64	15.875	.6250	5/8	20.900	.8228	
0.794	.0313	1/32	5.800	.2283		10.800	.4252		15.900	.6250		21.000	.8268	
0.800	.0315		5.900	.2323		10.900	.4291		16.000	.6299		21.034	.8182	53/64
0.900	.0354		5.953	.2344	15/64	11.000	.4331		16.100	.6339		21.100	.8307	
1.000	.0394		6.000	.2362		11.100	.4370		16.200	.6378		21.200	.8307	
1.100	.0433		6.100	.2402		11.113	.4375	7/16	16.272	.6406	41/64	21.200	.8346	
1.191	.0469	3/64	6.200	.2441		11.200	.4409		16.300	.6417		21.300	.8386	
1.200	.0472		6.300	.2480		11.300	.4449		16.400	.6457		21.400	.8425	
1.300	.0512		6.350	.2500	1/4	11.400	.4488		16.500	.6496		21.431	.8438	27/32
1.400	.0551		6.400	.2520		11.500	.4528		16.600	.6535		21.500	.8465	
1.500	.0591		6.500	.2559		11.509	.4531	29/64	16.669	.6563	21/32	21.600	.8504	
1.588	.0625	1/16	6.600	.2598		11.600	.4567		16.700	.6575		21.700	.8543	
1.600	.0630		6.700	.2638		11.700	.4606		16.800	.6614		21.800	.8583	
1.700	.0669		6.747	.2656	17/64	11.800	.4646		16.900	.6654		21.828	.8594	55/94
1.800	.0709		6.800	.2677		11.900	.4685		17.000	.6693		21.900	.8622	
1.900	.0748		6.900	.2717		11.906	.4688	15/32	17.066	.6719	43/64	22.000	.8661	
1.984	.0781	5/64	7.000	.2756		12.000	.4724		17.100	.6732		22.100	.8701	
2.000	.0788		7.100	.2795		12.100	.4764		17.200	.6772		22.200	.8740	
2.100	.0827		7.144	.2813	9/32	12.200	.4803		17.300	.6811		22.225	.8750	7/8
2.200	.0866		7.200	.2835		12.300	.4843		17.400	.6850		22.300	.8780	
2.300	.0906		7.300	.2874		12.303	.4844	31/64	17.463	.6875	11/16	22.400	.8819	
2.381	.0938	3/32	7.400	.2913		12.400	.4882		17.500	.6890		22.500	.8858	
2.400	.0945		7.500	.2953		12.500	.4921		17.600	.6929		22.600	.8898	
2.500	.0984		7.541	.2969	19/64	12.600	.4961		17.700	.6968		22.622	.8906	57/64
2.600	.1024		7.600	.2992		12.700	.5000	1/2	17.800	.7008		22.700	.8937	
2.700	.1063		7.700	.3031		12.800	.5039		17.859	.7031	45/64	22.800	.8976	
2.778	.1094	7/64	7.800	.3071		12.900	.5079		17.900	.7047		22.900	.9016	
2.800	.1102		7.900	.3110		13.000	.5118		18.000	.7087		23.000	.9055	
2.900	.1142		7.938	.3125	5/16	13.097	.5156	33/64	18.100	.7126		23.019	.9063	29/32
3.000	.1181		8.000	.3150		13.100	.5157		18.200	.7165		23.100	.9094	
3.100	.1220		8.100	.3189		13.200	.5197		18.256	.7188	23/32	23.200	.9134	
3.175	.1250	1/8	8.200	.3228		13.300	.5236		18.300	.7205		23.300	.9173	
3.200	.1260		8.300	.3268		13.400	.5276		18.400	.7244		23.400	.9213	
3.300	.1299		8.334	.3281	21/64	13.494	.5313	17/32	18.500	.7283		23.416	.9219	59/64
3.400	.1339		8.400	.3307		13.500	.5315		18.600	.7323		23.500	.9252	
3.500	.1378		8.500	.3346		13.600	.5354		18.653	.7344	47/64	23.600	.9291	
3.572	.1406	9/64	8.600	.3386		13.700	.5394		18.700	.7362		23.700	.9331	
3.600	.1417		8.700	.3425		13.800	.5433		18.800	.7402		23.800	.9370	
3.700	.1457		8.731	.3438	11/32	13.891	.5469	35/64	18.900	.7441		23.900	.9409	
3.800	.1496		8.800	.3465		13.900	.5472		19.000	.7480		24.000	.9449	
3.900	.1535		8.900	.3504		14.000	.5512		19.050	.7500	3/4	24.100	.9488	
3.969	.1563	5/32	9.000	.3543		14.100	.5551		19.100	.7520		24.200	.9528	
4.000	.1575		9.100	.3583		14.200	.5591		19.200	.7559		24.209	.9531	61/64
4.100	.1624		9.128	.3594	23/64	14.288	.5625	9/16	19.300	.7598		24.300	.9567	
4.200	.1654		9.200	.3622		14.300	.5630		19.400	.7638		24.400	.9606	
4.300	.1693		9.300	.3661		14.400	.5669		19.447	.7656	49/64	24.500	.9646	
4.366	.1719	11/64	9.400	.3701		14.500	.5709		19.500	.7677		24.600	.9685	
4.400	.732		9.500	.3740		14.600	.5748		19.600	.7717		24.606	.9688	31/32
4.500	.1772		9.525	.3750	3/8	14.684	.5781	37/64	19.700	.7756		24.700	.9724	
4.600	.1811		9.600	.3780		14.700	.5787		19.800	.7795		24.800	.9764	
4.700	.1850		9.700	.3819		14.800	.5827		19.844	.7813	25/32	24.900	.9803	
4.763	.1875	3/16	9.800	.3858		14.900	.5866		19.900	.7835		25.000	.9843	
4.800	.1890		9.900	.3898		15.000	.5906		20.000	.7874		25.003	.9844	63/64
4.900	.1929		9.922	.3902	25/64	15.081	.5938	19/32	20.100	.7913		25.100	.9882	
5.000	.1969		10.000	.3937		15.100	.5945		20.200	.7953		25.200	.9921	
5.100	.2008		10.100	.3976		15.200	.5984		20.241	.7969	51/64	25.300	.9961	
												25.400	1.000	1



Torque Conversion – In. Lbs. (Nm)					
In.	Nm	In.	Nm	In.	Nm
5	0.6	50	5.7	140	15.8
10	1.1	60	6.8	150	17.0
15	1.7	70	7.9	160	18.1
20	2.3	80	9.0	170	19.2
25	2.8	90	10.2	180	20.3
30	3.4	100	11.3	190	21.5
35	4.0	110	12.4	200	22.6
40	4.5	120	13.6		
45	5.1	130	14.7		

Torque Conversion – Ft. Lbs. (Nm)					
Ft. Lbs.	Nm	Ft. Lbs.	Nm	Ft. Lbs.	Nm
1	1.36	43	58.3	85	115.3
2	2.7	44	60.0	86	117.0
3	4.1	45	61.0	87	118.0
4	5.4	46	62.4	88	119.3
5	6.8	47	63.7	89	121.0
6	8.1	48	65.1	90	122.0
7	9.5	49	66.4	91	123.4
8	10.9	50	67.8	92	125.0
9	12.2	51	69.2	93	126.1
10	13.6	52	70.5	94	127.5
11	14.9	53	71.9	95	129.0
12	16.3	54	73.2	96	130.2
13	17.6	55	74.6	97	131.5
14	19.0	56	75.9	98	133.0
15	20.3	57	77.3	99	134.2
16	21.7	58	78.7	100	135.6
17	23.1	59	80.0	110	149.2
18	24.4	60	81.4	115	156.0
19	25.8	61	82.7	120	163.0
20	27.1	62	84.1	125	170.0
21	28.5	63	85.4	130	176.3
22	29.8	64	86.8	135	183.1
23	31.2	65	88.1	140	190.0
24	32.5	66	90.0	145	197.0
25	33.9	67	90.9	150	203.4
26	35.3	68	92.2	155	210.2
27	36.6	69	93.6	160	217.0
28	38.0	70	94.9	165	224.0
29	39.3	71	96.3	170	231.0
30	40.7	72	97.6	175	237.3
31	42.0	73	99.0	180	244.1
32	43.4	74	100.3	185	251.0
33	44.8	75	102.0	190	258.0
34	46.1	76	103.1	195	264.4
35	47.5	77	104.4	200	271.2
36	48.8	78	105.8	225	305.1
37	50.2	79	107.1	250	339.0
38	52.0	80	108.5	275	373.0
39	52.9	81	110.0	300	407.0
40	54.2	82	111.2	350	475.0
41	55.6	83	112.6	400	542.4
42	57.0	84	114.0		

Torque Conversion factors		
To Convert	Into	Multiply By
Inch Pounds	Foot Pounds	0.0835
Inch Pounds	Newton meters	0.1130
Inch Pounds	Kg-meters	0.0115
Inch Pounds	Kg-Cm	1.1519
Foot Pounds	Inch Pounds	12.000
Foot Pounds	Newton meters	1.3560
Foot Pounds	Kg-meters	0.1382
Foot Pounds	Kg-Cm	13.8240
Newton Meters	Inch Pounds	8.8440
Newton Meters	Foot Pounds	0.7370
Newton Meters	Kg-meters	0.1020
Newton Meters	Kg-Cm	10.2000
Kg meters	Inch Pounds	86.8100
Kg meters	Foot Pounds	7.2340
Kg meters	Newton-meters	9.8040
Kg Cm	Inch Pounds	0.8681
Kg Cm	Foot Pounds	0.0723
Kg Cm	Newton-meters	0.0980

Miscellaneous Conversion Factors		
To Convert	Into	Multiply By
Inches	Millimeters	25.4000
Millimeters	Inches	0.0394
Pounds	Kilograms	0.4536
Kilograms	Pounds	2.2050
psi	bar	0.069
bar	psi	14.5

Air Pressure Conversion		
PSI	kPa*	Bar**
85	586	5.9
90	620	6.2
95	655	6.6
100	690	6.9
125	860	8.6

* Preferred: Approximate to the nearest 5 kPa.
 ** Approximate to the nearest 0.5 Bar.



Power Tools Sales & Service Centers

Please note that all locations may not service all products. Please contact the nearest Apex Tool Group Sales & Service Center for the appropriate facility to handle your service requirements.

DALLAS, TEXAS

Apex Tool Group Sales & Service Center

1470 Post & Paddock
Grand Prairie, TX 75050
Tel: (972) 641-9563
Fax: (972) 641-9674

DETROIT, MICHIGAN

Apex Tool Group Sales & Service Center

2630 Superior Court
Auburn Hills, MI 48326
Tel: (248) 391-3700
Fax: (248) 391-7824

HOUSTON, TEXAS

Apex Tool Group Sales & Service Center

6550 West Sam Houston
Parkway North, Suite 200
Houston, TX 77041
Tel: (713) 849-2364
Fax: (713) 849-2047

SEATTLE, WASHINGTON

Apex Tool Group Sales & Service Center

2865 152nd Ave N.E.
Redmond, WA 98052
Tel: (425) 497-0476
Fax: (425) 497-0496

LEXINGTON, SC

Apex Tool Group

670 Industrial Drive
Lexington, SC 29072
Tel: (800) 845-5629
Tel: (803) 951-7544
Fax: (803) 358-7681

LOS ANGELES, CALIFORNIA

Apex Tool Group Sales & Service Center

15503 Blackburn Avenue
Norwalk, CA 90650
Tel: (562) 926-0810
Fax: (562) 802-1718

YORK, PENNSYLVANIA

Apex Tool Group Sales & Service Center

York Service Center
3990 E. Market Street
York, PA 17402
Tel: (717) 755-2933
Fax: (717) 757-5063

BRAZIL

Cooper Tools Industrial Ltda.

A Company of
Apex Tool Group, LLC
Av. Liberdade, 4055
Zona Industrial - Iporanga
18087-170 Sorocaba, SP Brazil
Tel: (011) 55 15 238 3929
Fax: (011) 55 15 228 3260

CANADA

Apex Tool Group Sales & Service Center

5925 McLaughlin Road
Mississauga, Ont. L5R 1B8
Canada
Tel: (905) 501-4785
Fax: (905) 501-4786

CHINA

Cooper (China) Co., Ltd.

A Company of
Apex Tool Group, LLC
955 Sheng Li Road,
Heping Pudong, Shanghai
China 201201
Tel: +86-21-28994176
Fax: +86-21-51118446

ENGLAND

Cooper Power Tools GmbH & Co. OHG

A Company of
Apex Tool Group, LLC
Unit G Quinn Close
Seven Stars Industrial Estate
Whitlet
Coventry CV3 4LH
England
Tel: +44-2476-3089 60
Fax: +44-2476-3089 69

FRANCE

Cooper Power Tools SAS

A Company of
Apex Tool Group, LLC
Zone Industrielle
BP 28
Avenue Maurice Chevalier
77831 Ozoir-la-Ferrière Cedex
France
Tel: (011) 33 1 64 43 22 00
Fax: (011) 33 1 64 40 17 17

GERMANY

Cooper Power Tools GmbH & Co. OHG

A Company of
Apex Tool Group, LLC
Postfach 30
D-73461 Westhausen
Tel: +49 (0) 73 63/ 81-0
Fax: +49 (0) 73 63/ 81-222

MEXICO

Cooper Tools de México S.A. de C.V.

A Company of
Apex Tool Group, LLC
Vialidad El Pueblito #103
Parque Industrial Querétaro
Querétaro, QRO 76220
Tel: +52 (442) 211-3800
Fax: +52 (442) 103-0443

www.apextoolgroup.com

Apex Tool Group, LLC

1000 Lufkin Road
Apex, NC 27539
Phone: 919-387-0099
Fax: 919-387-2614
www.masterpowertools.com

